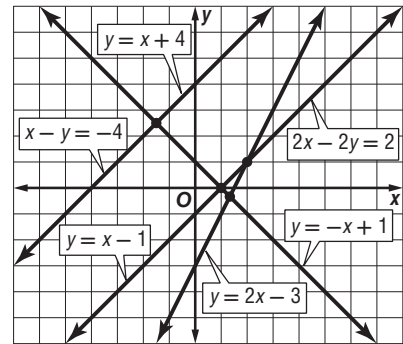


# 6-1 Skills Practice

## Graphing Systems of Equations

Use the graph at the right to determine whether each system is *consistent* or *inconsistent* and if it is *independent* or *dependent*.

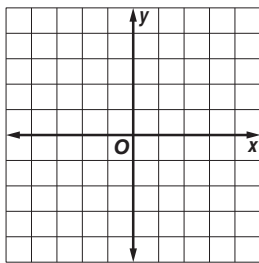


Lesson 6-1

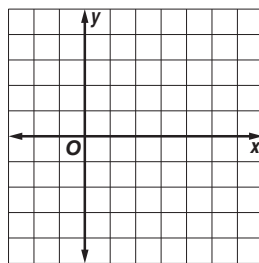
- |                                 |                                  |
|---------------------------------|----------------------------------|
| 1. $y = x - 1$<br>$y = -x + 1$  | 2. $x - y = -4$<br>$y = x + 4$   |
| 3. $y = x + 4$<br>$2x - 2y = 2$ | 4. $y = 2x - 3$<br>$2x - 2y = 2$ |

Graph each system and determine the number of solutions that it has. If it has one solution, name it.

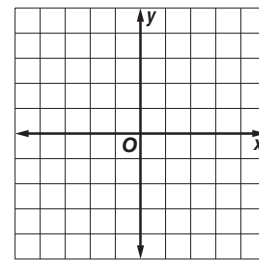
5.  $2x - y = 1$   
 $y = -3$



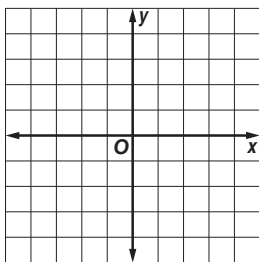
6.  $x = 1$   
 $2x + y = 4$



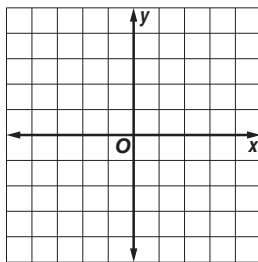
7.  $3x + y = -3$   
 $3x + y = 3$



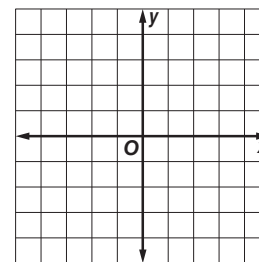
8.  $y = x + 2$   
 $x - y = -2$



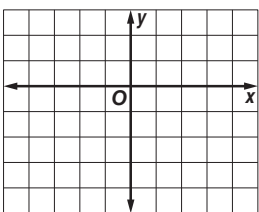
9.  $x + 3y = -3$   
 $x - 3y = -3$



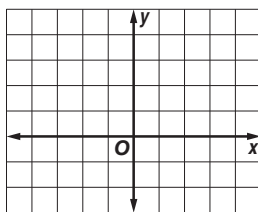
10.  $y - x = -1$   
 $x + y = 3$



11.  $x - y = 3$   
 $x - 2y = 3$



12.  $x + 2y = 4$   
 $y = -\frac{1}{2}x + 2$



13.  $y = 2x + 3$   
 $3y = 6x - 6$

